

# CENTENNIAL



## CHULA VISTA FIRE DEPARTMENT

### ANNUAL REPORT

2021



# WELCOME TO THE CHULA VISTA FIRE DEPARTMENT



It is an honor to present the 2021 Chula Vista Fire Department Annual Report. This report is intended to clearly show how the dedicated members of the Chula Vista Fire Department have followed through on our mission *To Protect Life, Environment, and Property*. I believe we have made several progressive strides in service delivery in 2021, as well as identified areas to improve on. As the Fire Chief, it is my intent to ensure service and protection to those in need is our highest priority.

Assisting in the City of Chula Vista's response to the COVID pandemic, the Fire Department found itself in a unique position to cross-train personnel to better serve the societal need. Our Emergency Management and EMS Divisions worked together to establish a new capability to provide vaccines, testing, and distribute important safety information.

April 9, 2021, marks the day that the Chula Vista Fire Department assumed Ambulance Transport. Our goals were simple: Improve service delivery and improve service cost. With the support and final approvals from the City of Chula Vista City Council, this endeavor has been extremely successful as we have experienced a significant reduction in response times and a reduction in the patient base rate charges by more than \$1,000.00.

We also celebrated our Fire Department's 100-year anniversary on May 2, 2021. Due to COVID, we were not able to celebrate this with the community. However, we did develop a museum display of our Department's history at the South Branch of the Chula Vista Library, produced a documentary, and wore commemorative uniforms and badges.

As we move into our next 100 years of service, we look forward to demonstrating our commitment to service by continuing to improve for the betterment of the City of Chula Vista and the citizens we serve.

Stay Healthy and Safe,

Harry Muns

Fire Chief



## How to get in touch with us...

Main Line: (619) 691-5055

Website: <https://www.chulavistaca.gov/departments/fire-department>

Prevention (619) 691-5029

Email: [brzeslawski@chulavistaca.gov](mailto:brzeslawski@chulavistaca.gov)

## Station Tours

Website: <https://www.chulavistaca.gov/departments/fire-department/stations-locations/station-tours>

Records Request: Clerk's Office (619) 691-5041

Website: <https://www.chulavistaca.gov/departments/city-clerk/public-records>



## CVFD CENTENNIAL

The Chula Vista Fire Department was established on May 2, 1921 when 17 men gathered in a hardware store on Third Ave to organize the first fire department and baseball team. Bylaws and a contract was created and signed.

Our Centennial display at the South Library can be viewed thru 2022. For more information on our Centennial scan or click QR codes or text.

Presentation



Video



## What's Inside:



Administration



Emergency Management



Emergency Medical Services



Fire Prevention



Operations



Training



Chula Vista Fire Department



Chula Vista Fire



Chula Vista Fire Department



Chula Vista Fire Department

# CVFD 2021 FACTS

## METRICS

### OPERATIONS

EMS @ 7 mins **89%**

IAF @ 7 mins **83%**

ERF @ 10 mins **56%**

### ATS

ALS < 12 mins **96%**

BLS < 20 mins **99%**

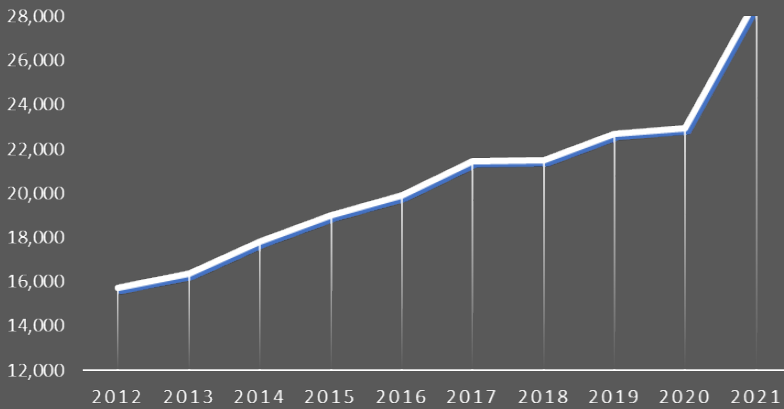
### PREVENTION

Inspections **100% (7,776)**  
(Includes all annual groups)

Plan Reviews **100% (1,734)**  
(within 90% of time frame)

Investigations (Origin/Cause) **69% (36)**  
(Conclusion reached by Fire Investigator)

### ANNUAL CFS



**10** Fire Stations

**3** Battalions

### PERSONNEL

**163** SUPPRESSION

**54** ATS

**10** PREVENTION

**14** CIVILIAN

### RESOURCES

**10** AMBULANCES

**9** ENGINES

**2** TILLERS


**2** BRUSH

**2** SQUADS

**2** OES

**1** USAR

### INCIDENT TYPES



2.1%	■ Fire
0.0%	■ Overpressure Rupture
60.9%	■ EMS
0.3%	■ Rescue
1.5%	■ Hazardous Condition
3.0%	■ Service Call
14.8%	■ Good Intent Call
2.7%	■ False Alarm/Call
0.0%	■ Special Weather
0.1%	■ Special Service
14.7%	■ Incomplete

### FIRE LOSS

**\$3,559,350** PROPERTY

**\$ 757,497** CONTENT

**\$4,316,847** TOTAL

### FIRE SAVED

**\$6,034,153**

**\$1,190,315**

**\$7,224,468**

### FIRE INJURIES

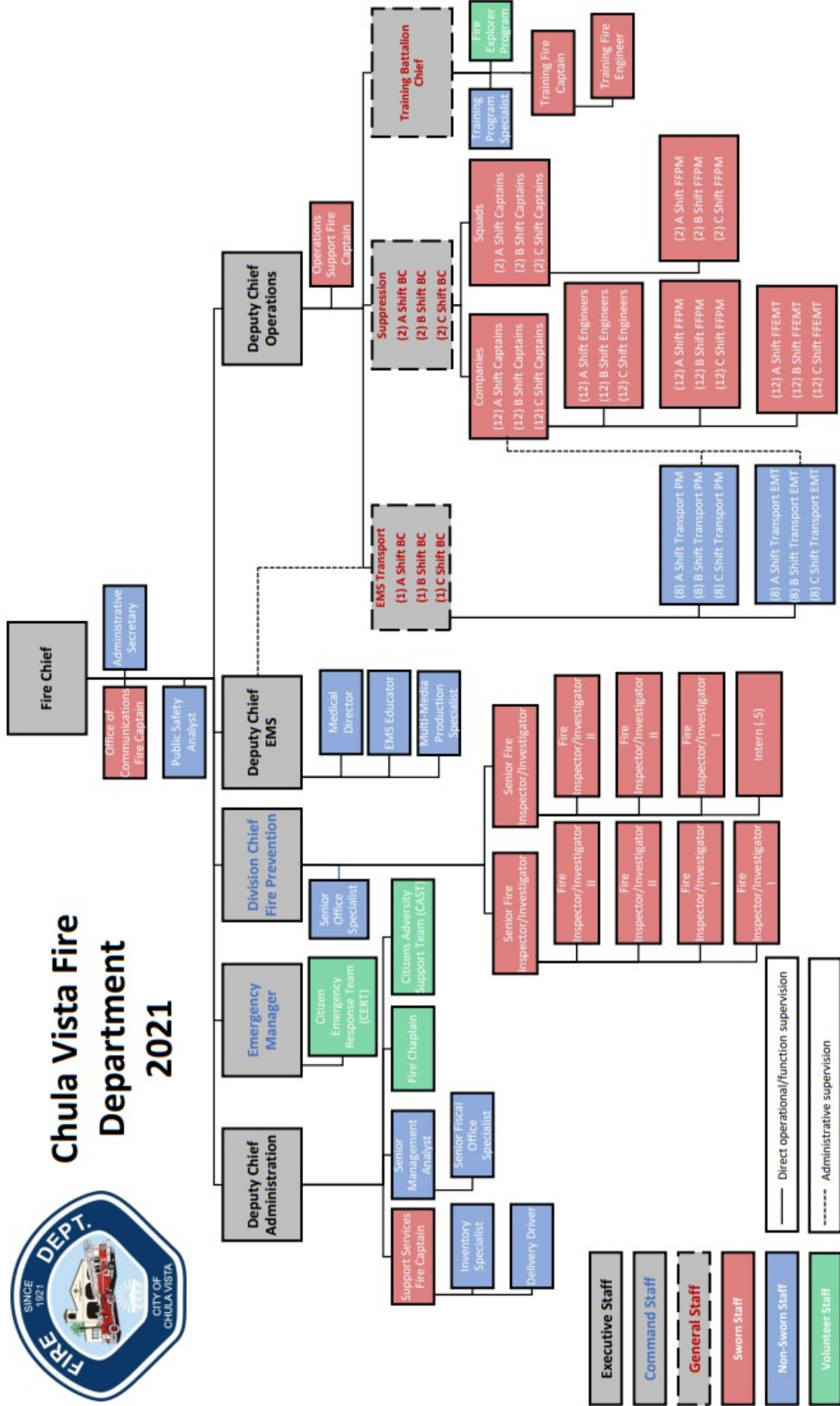
**20** CIVILIAN

**7** FIREFIGHTER

### FIRE FATALITIES

**3** CIVILIAN

**0** FIREFIGHTER



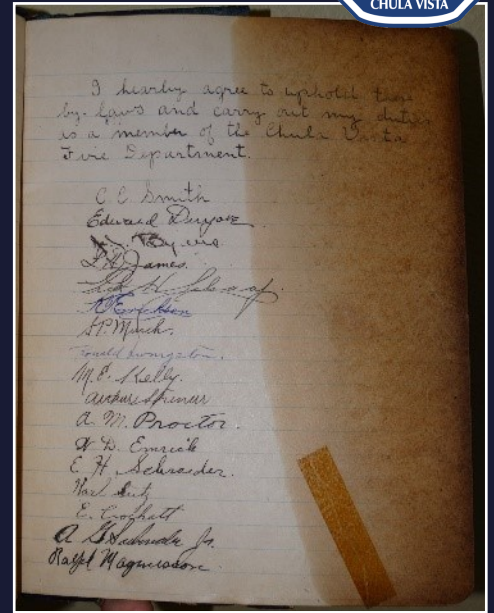
- Executive Staff**
- Command Staff**
- General Staff**
- Sworn Staff**
- Non-Sworn Staff**
- Volunteer Staff**

— Direct operational/function supervision  
 - - - - - Administrative supervision



## Budget

Fund	Fund Desc	Revised Budget	Memo Actuals
100	General Fund	37,609,807	37,488,398
222	2018 Measure A Sales Tax	7,413,199	6,811,962
234	Advanced Life Support Program	3,002,017	2,212,244
269	Other Grants	11,163	100,477
272	Federal Grants	1,734,954	1,812,870
410	Transport Enterprise	8,175,932	8,207,444
<b>Total Expenditures</b>		<b>57,947,072</b>	<b>56,633,395</b>
100	General Fund	(6,457,046)	(7,009,947)
222	2018 Measure A Sales Tax	(12,037,737)	(12,144,741)
234	Advanced Life Support Program	(1,517,291)	(1,518,321)
269	Other Grants	0	(147,852)
272	Federal Grants	(1,859,808)	(1,793,505)
410	Transport Enterprise	(6,656,367)	(6,639,822)
<b>Total Revenues</b>		<b>(28,528,249)</b>	<b>(29,254,187)</b>



**May 2, 1921 contract was signed, starting the CVFD.**

Grant	Year	Time Frame	For	Award Value	Cost Share
FY2016 SAFER	3	JAN 20118-JAN 2021		\$2.2M (FEMA)	\$1.4M from City
FY2018 AFG	3	Sept 2019-March 2022	FF Trained on NWCGFF Type II	\$14,872 (FEMA)	\$1,487 from City
FY2018 SAFER	3	Jan 2020 - Jan 2023	Engine 60 Personnel (12 FF)	\$3m (FEMA)	\$1.8m from City
EMPG 19	1	7/1/19 - 5/30/20	EOC Coordinator	\$63,879	\$ 63,879
SHSP 19	3	9/1/19 - 5/31/22	EOC Coordinator	\$35,000	
			EOC Upgrade	\$71,600	
UASI 19	2	9/1/19 - 12/31/21	Training	\$59,459	
			Software/licenses/AWS	\$93,199	
COVID-19 AFG	2	8/4/2020-8/13/2022	PPE/Masks	\$98,750	\$8,997.27 from City
Coronavirus Relief	2	7/1/2020-12/31/2022	Vaccination Reimbursements	\$200,000	
Disaster Grants	2	7/1/2020-12/31/2022	Vaccination Reimbursements	\$200,000	

## Capital Projects & Improvements

### Facilities

- Fire Station 5 at 341 Orange Ave on 4/9/21, funded by Measure P
- Fire Station 3 at 100 Moss St on 5/14/21, funded by Measure P
- Warehouse moved from Fire Station 2 to Public Works, funded by ATS
- Renovation Plans for Fire Station 1, funded by Measure P



### Staffing

- Engine 59 was 4-0 staffed (last engine), funded by Measure A
- 3 Firefighter EMT's went to SDFD Paramedic school
- Operations Support Captain position filled, funded by Measure A
- Administration fully staffed

### Apparatus & Equipment

- Truck 51 replaced with 2021 Pierce XT TDA, funded by Measure P
- Engine 59 replaced with 2020 Pierce Arrow XT, funded by Measure P



## COVID-19 Response

The City's Emergency Operations Center remained activated at a Level 3 for all of 2021 in response to the COVID-19 pandemic. The EOC continued coordination of the City's COVID-19 response, including:

- Maintaining establishment of multiple public COVID-19 testing sites within the city of Chula Vista

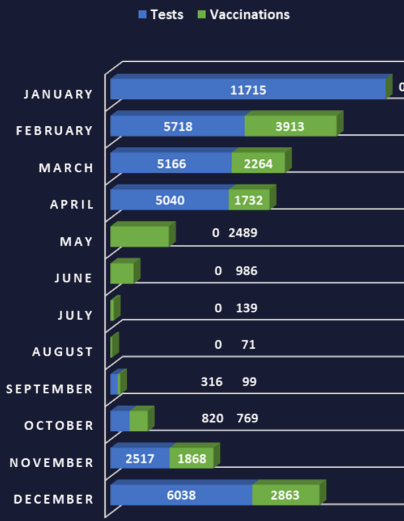
Launched Operation Immunity, the Chula Vista Fire Department's mobile vaccine unit

- \* Completed more than **15,000** vaccinations
- \* Completed more than **300** homebound vaccinations

- Established a weekly screening process for testing City employees in the workplace



### Vaccinations and Tests by Month



**17,193** Vaccinations  
(1st, 2nd, and Booster)

**37,330** COVID-19 Tests

## Special Events

Coordinated oversight and staffing of 17 concerts at the North Island Credit Union Amphitheater

- \* CVFD provided BLS and ALS services, first-aid, and transport services for all events hosted at the amphitheater



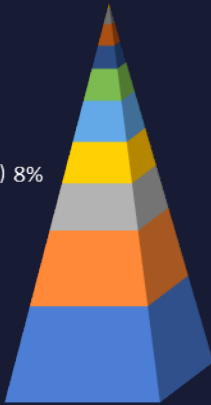
## Hazard Mitigation

The Emergency Management Division successfully applied for and was awarded a \$3 million dollar grant to perform vegetation management activities in the City's open space/canyon areas to reduce the wildfire risk within our communities. The vegetation clearance is expected to begin in the first quarter of 2022.



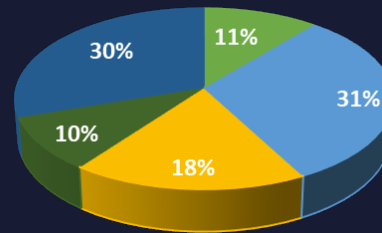
## Top 10 EMS Call Types

- Cardiac Arrest 1%
- OD/ Poisoning / ETOH 4%
- Behavioral 5%
- Cardiac 6%
- Pain/ Swelling (non traumatic) 8%
- Weakness 10%
- Respiratory 10%
- Abdominal/ GI/ GU 12%
- Neurological 19%
- Traumatic injury 24%



Unit	# of Transports
CVM38	1,011
CVM39	964
CVM51	2,119
CVM52	969
CVM53	1,623
CVM54	1,467
CVM55	1,760
CVM56	956
CVM57	1,010
CVM60	886
CVM62	517
CVM63	576
CVM64	27
<b>Total</b>	<b>13,885</b>

## Patient Transport Acuity



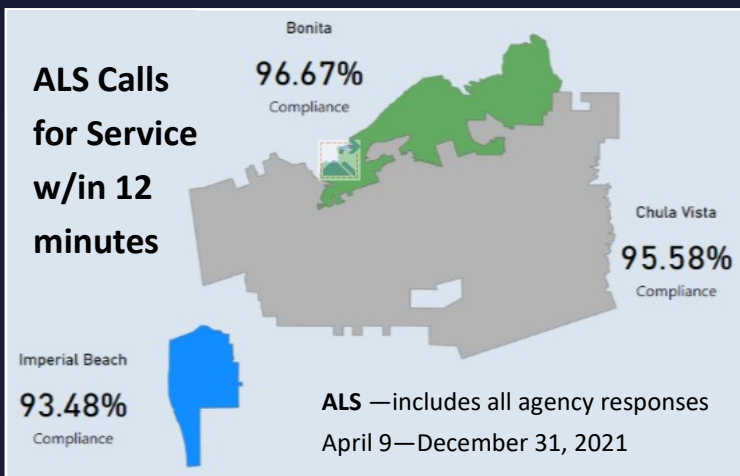

- Acute/Medical Trauma
- IV/Medication
- IV/No Medication
- BLS Status Transport
- Non Emergency



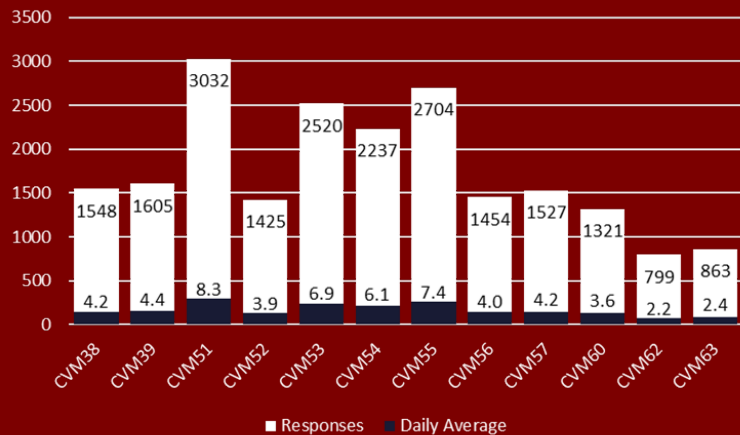
## Website and Educational Links



39% of transported CPR patients arrive to ED with pulses



## ATS Unit Responses



Five 2021 ATS academies for a total of 28 Paramedics and 39 EMTs



CVFD Ambulance Transport Service (ATS) started April 9th at 7:30 am





## Deliverables

- New Construction Plan Reviews completed within established time frames: 97%
- New Construction Plan Reviews completed: 1,734
- New Construction inspections completed: 2,322

---

- Hotel Motel inspections completed: 47
- Hotel Motel violations: 111

---

- Multi Family Apartment inspections completed: 2,114
- Multi Family Apartment violations: 941

---

- Annual Fire Code inspections completed: 1,301
- Annual Fire Code violations: 2,319

---

- School inspections completed: 915
- School violations: 530

---

- Fire Hazard inspections completed: 389

---

- Fire Protection System reports reviewed via Compliance Engine: 1,950

---

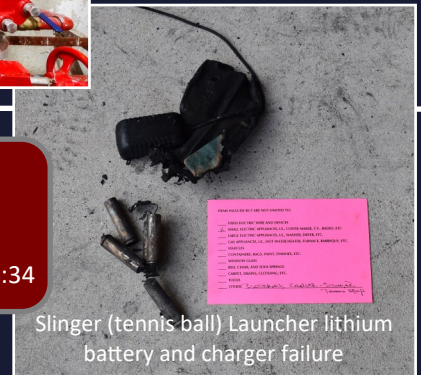
- FCIP inspections completed: 688
- FCIP violations: 254



795 3<sup>rd</sup> Ave. New Construction Project: Casa Estilo



Fire Sprinkler System Piping

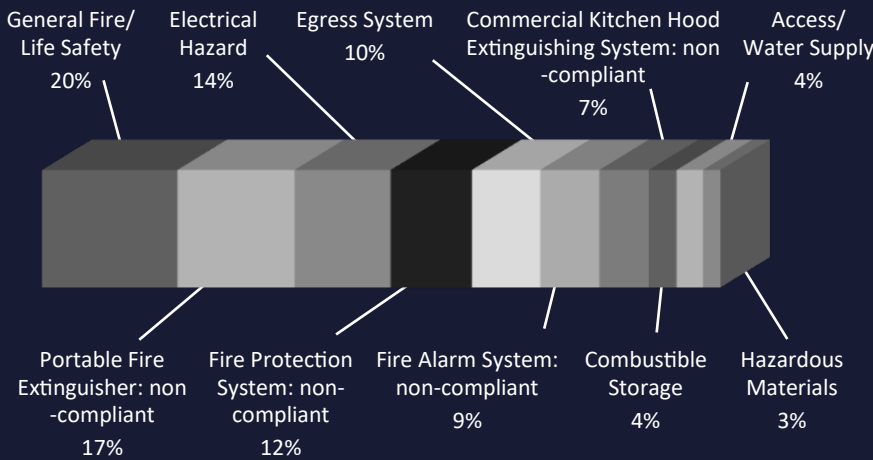


Slinger (tennis ball) Launcher lithium battery and charger failure

## Fire Investigations

Unit responses **83**  
 Ave. unit hours at scene **3:36:34**

## Top 10 Inspection Violations



## Fire Ignition Source Determination

Ignition Source	%
Candle	2%
Chemical, natural heat source, other	2%
Cigarette	2%
Conducted heat from another fire	2%
Electrical arcing	8%
Flame/torch used for lighting	6%
Heat from powered equipment, other	4%
Hot or smoldering object, other	2%
Molten, hot material	2%
Radiated or conducted heat from operating equipment	4%
Spark, ember, or flame from operating equipment	2%
Undetermined	65%

**Assembly Bill (AB) 38:** As a result of California AB 38, Fire Prevention implemented inspections in compliance with the new law. The law requires that as part of the sale of real property, located in designated Very High Fire Hazard Severity Zones, an inspection be performed for defensible space compliance.

**Accela Mobile Office (AMO):** Fire Prevention began using AMO at the beginning of the year. AMO connects the Fire Inspectors with back-office permit accounts. This creates significant efficiencies by allowing Inspectors to perform critical tasks while in the field via a tablet application. While in the field, Inspectors can perform and enter inspections electronically, integrate pictures into records, and view permit details and history.

**Division Chief/Fire Marshal** Justin Gipson **Sr Fire Inspector/Investigator** Darin Golden **Derek Olivas** **Fire Inspector II/Investigator** Richard Gari **Fernando Felix** **Maggie Greene** **Adam Beardsley** **Fire Inspector I/Investigator** Justin Berkley **Chris Smith** **Marshall Castro**  
**Fiscal Office Specialist** Bianca Rzeslawski





Fire Operations consists of ten fire stations and 150 suppression firefighters. In 2021, CVFD responded to over 28,000 incidents known as calls for service (CFS), increasing by twenty-six percent in recent years. On average there are seventy-nine CFS per day spread amongst 12 staffed companies. Two engine companies have call volume over 4,500 each per year. Daily operations include a total of 50 professional firefighters per day staffing nine engine companies, two aerial ladder trucks, one Type I Urban Search & Rescue (USAR), two 12 hour squad, and two Battalion command vehicles.


### CVFD CFS—Changes by Year

Calendar Year	Total CFS	% Diff. (+)	Cum % Diff
2021	28,774	25.4	64.2
2020	22,949	1.1	38.8
2019	22,700	5.5	37.7
2018	21,514	0.3	32.2
2017	21,445	7.8	31.9
2016	19,892	4.7	24.1
2015	18,998	6.6	19.4
2014	17,825	8.8	12.8
2013	16,377	4.0	4.0
2012	15,742		

CFS increase largely due to addition of ATS, yet an increase of XX would have occurred regardless.


### Unit Responses:

Multiple units may be requested on one CFS.



### Vehicle Rescue/ Extrications

EMS	22
Rescues	13
Other	14



### Calls For Service

Includes responses by CVFD and neighboring Fire Departments.

Incident Type	Dispatch	% of Total
<b>Fire</b>	<b>2229</b>	<b>7.6%</b>
Structure	1474	
Grass, Trash, Other	583	
Vehicle	172	
<b>EMS</b>	<b>26,025</b>	<b>88.1%</b>
<b>Rescue</b>	<b>281</b>	<b>1.0%</b>
<b>Hazardous Conditions</b>	<b>392</b>	<b>1.3%</b>
<b>Service Call</b>	<b>603</b>	<b>2.0%</b>
<b>Incomplete</b>	<b>10</b>	<b>0.0%</b>
<b>Total</b>	<b>29,540</b>	<b>100%</b>

### 2021 Fires by Council District

District	1	2	3	4
Count	283	560	373	547



**Station 1:**

447 F St  
Units: B51, E51, T51, M51  
Incidents: 7,501  
Responses: 16,591



**Station 2:**

80 East J St  
Units: E52, O420, M52  
Incidents: 1,621  
Responses: 3,575



**Station 4:**

850 Paseo Ranchero  
Units: E54  
Incidents: 1,602  
Responses: 3,657



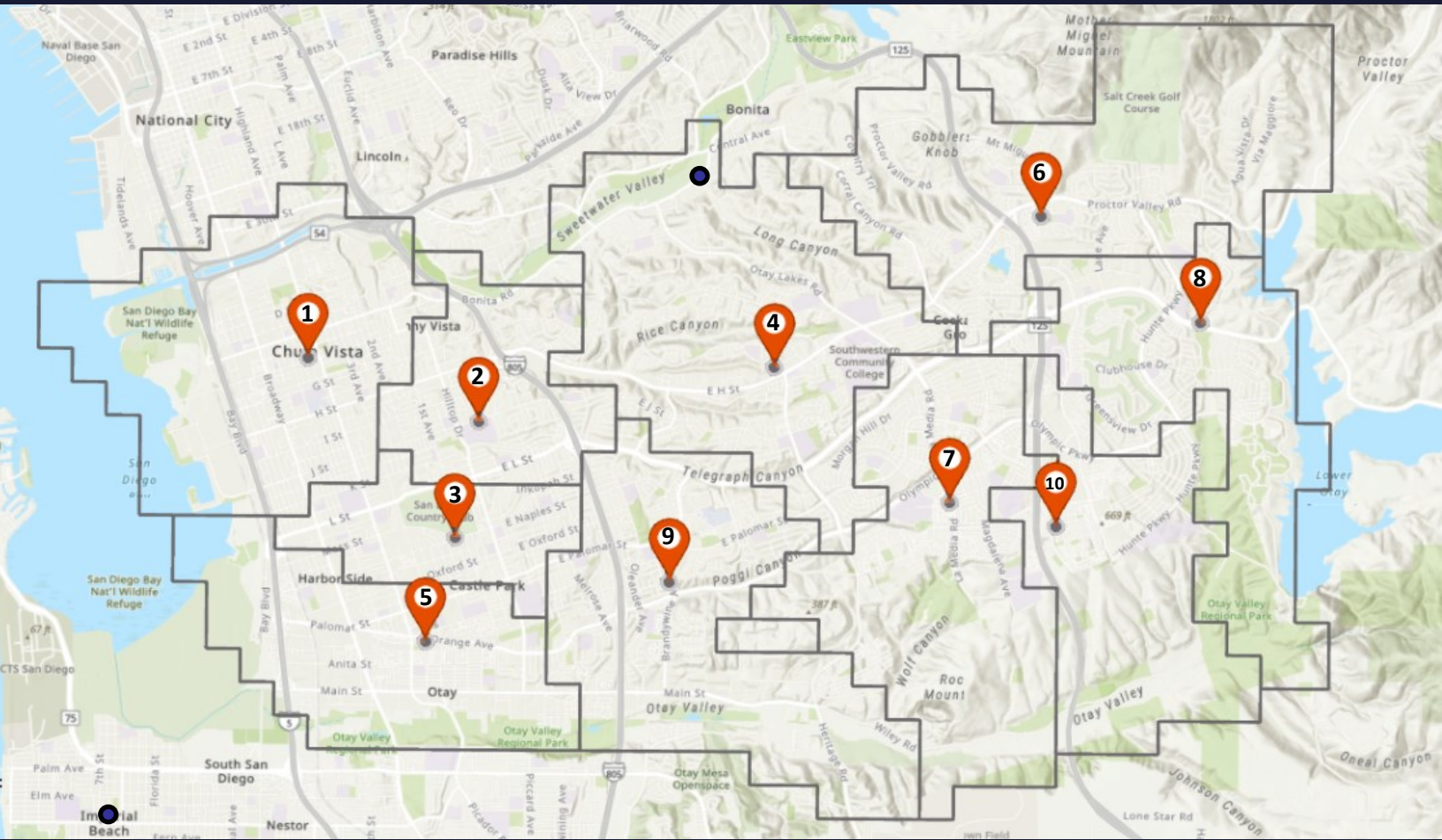
**Station 6:**

605 Mount Miguel Rd  
Units: E56, M56, BR56  
Incidents: 1,156  
Responses: 2,662



**Station 8:**

1180 Woods Dr  
Units: E58  
Incidents: 1,312  
Responses: 3,105



**Station 5:**

341 Orange Ave  
Units: E55, M55, M54, BR55  
Incidents: 4,533  
Responses: 10,073



**Station 3:**

100 Moss St  
Units: USAR53, M53  
Incidents: 2,531  
Responses: 5,761



**Station 9:**

1410 Brandywine Ave  
Units: E59  
Incidents: 2,386  
Responses: 5,135



**Station 7:**

1640 Santa Venetia  
Units: B52, E57, T57, M57  
Incidents: 1,768  
Responses: 4,157



**Station 10:**

1715 Millenia  
Units: E60, M60  
Incidents: 727  
Responses: 1,596



M38 is located at the Bonita Fire Department station. M39 is located at the Imperial Beach Fire Department station.

Incidents—The number of Calls for Service responded to within the station district.

Responses—The number of units responding to the incidents within the district. Some CFS require more than one unit to mitigate the emergency.

# TRAINING



<b>Training Hours</b>	<b>Total Training hours</b>
JAC/SWC hours 40,575	<b>49,055</b>
Wellness Exercise hours 8,480	

Training Categories	Courses
Mandatory In-service Training (Confined Space, Driver, Hazardous Materials, Wildland Operations)	4
Mandatory Testing (Audiograms, Mask Fit/SCBA Flow, TB/Respiratory Test)	2
Online Training Courses via VectorSolutions	45
Additional Training	15
Fire Operations/ NFPA 1403	3
Training Video Projects	50

**Academy 21-01 - 20 Recruits**

16 Weeks of CSFM FF1 and CVFD Specific Curriculum and testing  
 4 weeks of technical rescue courses and testing  
 CA DMV Firefighter Endorsement training  
 Tiller Academy  
 Probationary Development Benchmark Exam (4 months) Engine

**Promotional Examinations:**


Fire Engineer  
 Fire Battalion Chief

**Course Offerings**

Low Angle Rope Rescue Operations  
 Rescue Systems 1  
 Confined Space Rescue Technician  
 Rope Rescue Technician

**Regional Engagement**

CSRT for CalTrans  
 CSRT for Local 89  
 CVPD Drone training site  
 CVPD Police Service Officer Physical Agility Test  
 CVFD Fire Explorer Training  
 SDFD Engineer Testing Facility Host / Raters  
 San Diego County Training Officer Association - Board Officer (Training Chief)  
 SOBARS Meeting Site (Ham Radio Operators)  
 200+ Hours of K9 Specialized Training  
 > CA Task Force 8 K9  
 > San Diego Sheriff K9  
 > Customs and Border Patrol K9



**Facility & Equipment**

Commercial Roof Prop Improvements:

New sheeting, water-proofing, and OSHA Compliant Safety Railing installation  
 Façade wall added to develop a "Garden-Style Apartment" training prop

New Residential Ventilation Props purchased including standard pitch and steep pitch

Communications Trailer Rehab and Improvements:  
 Aid in training evolutions and promotional examinations

Provide back-up communications for large scale events/disasters

Wildland Equipment Purchases:

Portable water tanks, portable pumps, drip torches, wildland hose and appliances, and practice fire shelters

Provide expansion of wildland course both internally and externally

Technology Upgrades:

Specialized helmet cameras for training to enhance tactical understanding and decision making

Hose Deployment Training Props:

Built portable hose bed props to simulate 4", 2.5" and 1.75" hose deployments

Facility Organization:

Acquisition of storage containers for training props, tools, and equipment

**Training Chief**  
 Sean Lowery

**Training Captain**  
 Jeff Lindgren

**Training Engineer**  
 Modesto Martinez

**Training Program Specialist**  
 Grace Knepper

**JoinCVFD Recruitment**

Recruitment Open Houses

Social Media Outreach

JoinCVFD