



CHULA VISTA FIRE DEPARTMENT

ANNUAL REPORT 2022





WELCOME TO THE CHULA VISTA FIRE DEPARTMENT

Welcome to the Chula Vista Fire Department's 2022 Annual Report. We take great pride in protecting the life, environment, and property of the more than 277,000 residents that call Chula Vista home. It is my distinct intent that this Annual Report memorializes the dedication and commitment of all personnel and the critical roles they play in serving Chula Vista. Highlighted in this report are the important performance measures accomplished throughout 2022 as well as areas that present challenges we must overcome to maintain and/or improve service standards.

Similar to last year, the fire department experienced a considerable increase in service delivery demand from the community. In the name of service, our entire organization absorbed this ongoing increased workload, and once again demonstrated its commitment to protecting the city. Responding to more than 31,000 calls for service in 2022 translates to an average of 87 incidents per day. Working fires rose by 28%, meanwhile, fire loss dropped by 72%, and property saved went up by 120%. Medical transports remain steady with over 19,000 patients transported to a hospital in 2022.

With all of that said, the Chula Vista Fire Department's sole purpose is to provide service and protection. And as protectors of society, we are ready and willing to overcome any challenges that lay ahead. In closing, I would like to thank all of our fire department personnel for their relentless commitment to the citizens of Chula Vista.



Stay Healthy and Safe,
Harry Muns
Fire Chief

INSIDE :	
Administration	3
Emergency Management	4
Emergency Medical Services	5
Fire Prevention	4
Operations	6
Training	8



PUBLIC EDUCATION



Open House
Saturday, OCT 15th



Station Tours

Events:
CVFD Centennial Display at South Library

Videos:
How to Use a Fire Extinguisher
Smoke Detectors/ CO Alarms
Thanksgiving Cooking Safety Tips




Public Service Announcement



Library Story Hour

FREE MONTHLY CAR SEAT SAFETY CHECKS

CHULA VISTA RESIDENTS: Ensure your precious cargo is safely seated by nationally certified Chula Vista Fire Department personnel.

FIND DATES/TIMES:
Find details online or on social media!
ChulaVistaFD.org | @ChulaVistaFD

LOCATIONS
Otay Ranch Town Center
2015 Birch Rd., 91915
Chula Vista Center
655 Broadway, 91910

2022 Car Seat Safety Events
149 inspections since May program launch

- Upon initial inspection, 68% were not installed correctly
- Installed 38 new car seats from the box




CVFD 2022 FACTS

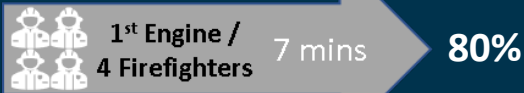


OPERATIONS

EMS/Medical Incident



Initial Attack Force /Fire Incident



Effective Response Force /Structure Fire Incident



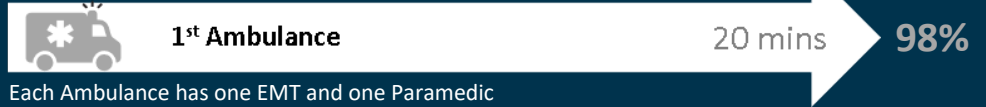
METRICS (Standard is 90%)

ATS

Advanced Life Support Requested



Basic Life Support Requested



PREVENTION



Inspections

Includes all current groups

100% (9,479)

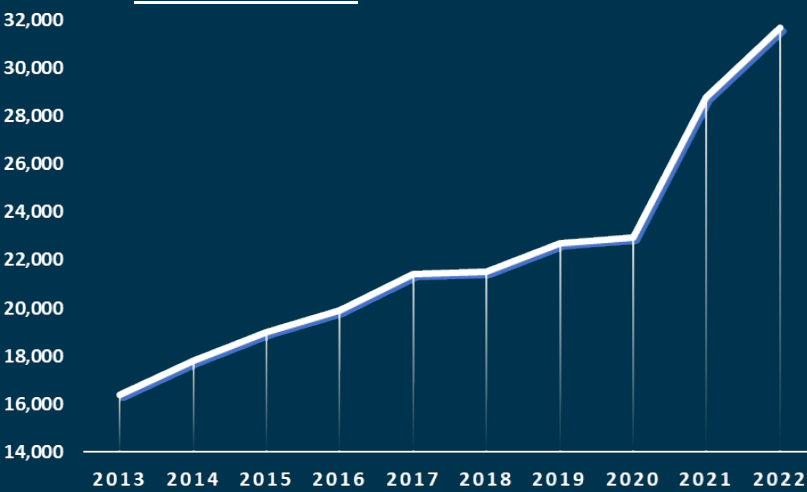


Plan Reviews

Within 90% of time frame

97% (2,240)

ANNUAL CFS



Investigations (Origin/Cause)

Conclusion reached by Fire Investigator

59% (37)



RESOURCES

10 Fire Stations

3 Battalions

10 AMBULANCES

9 ENGINES

2 TILLERS

2 BRUSH

PERSONNEL

163 SUPPRESSION

54 ATS

10 PREVENTION

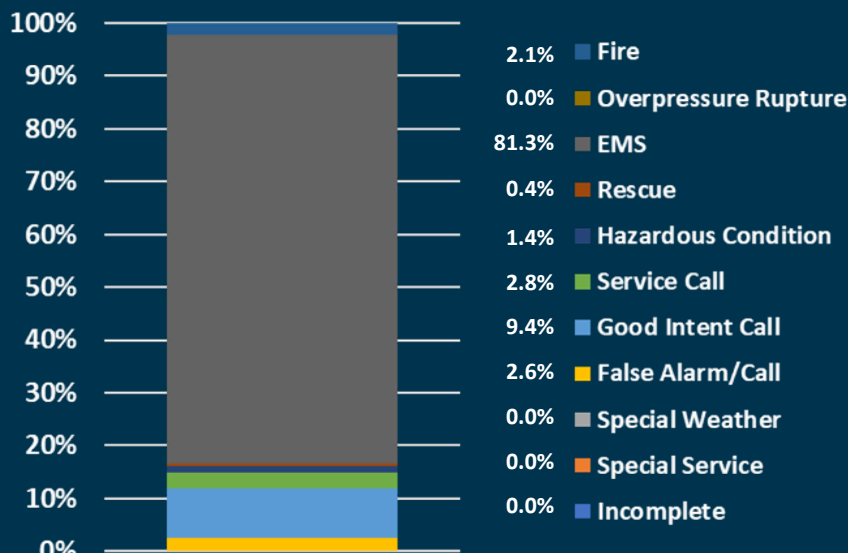
14 CIVILIAN

2 SQUADS

2 OES

1 USAR

INCIDENT TYPES



FIRE LOSS

\$ 976,426

\$ 209,129

\$1,185,555

FIRE INJURIES

17 CIVILIAN

9 FIREFIGHTER

FIRE SAVED

\$13,281,662

\$ 4,032,671

\$17,314,333

FIRE FATALITIES

1 CIVILIAN

0 FIREFIGHTER

STATIONS

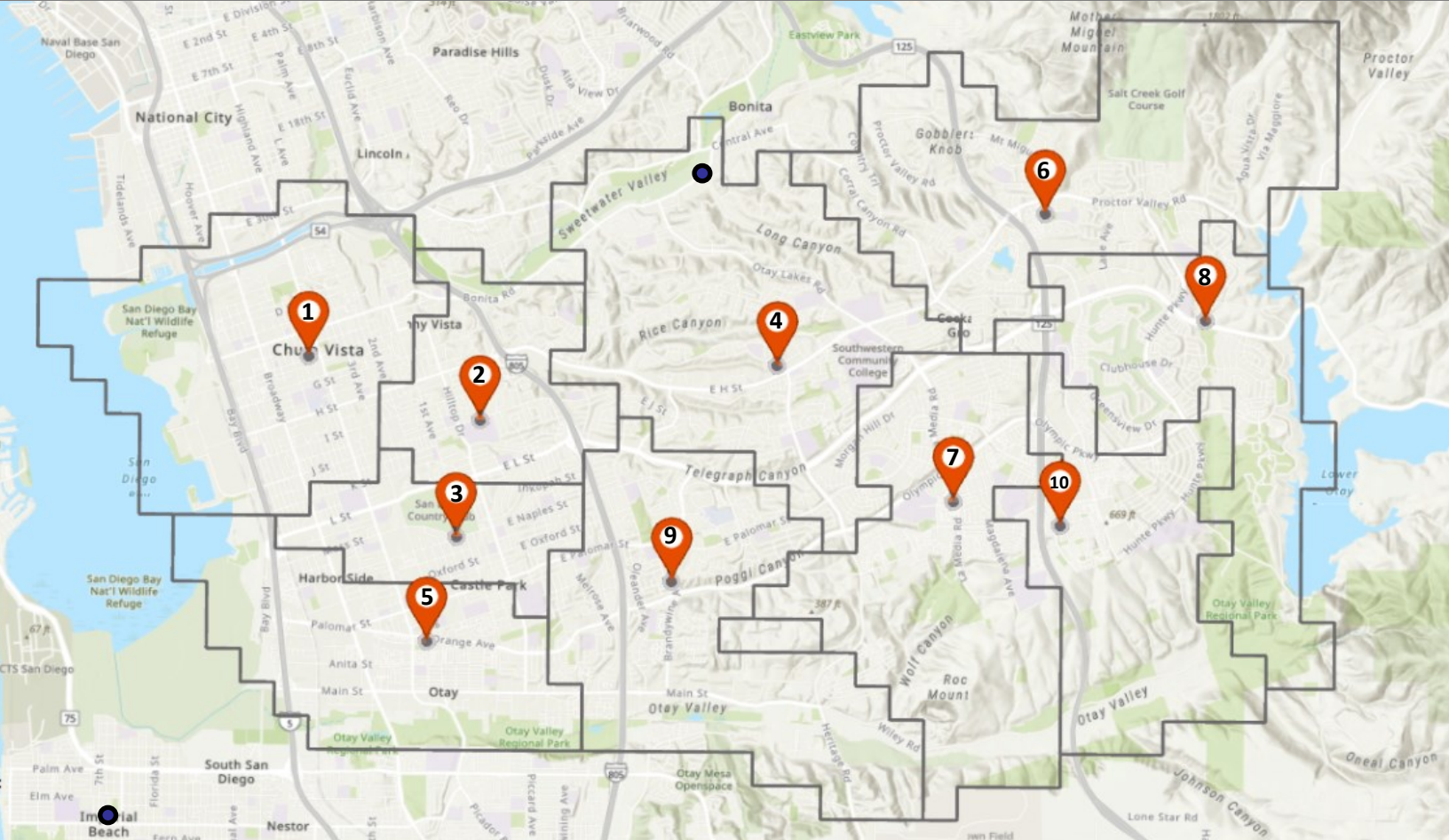
Station 1:
447 F St
Units: B51, E51, T51, M51
Incidents: 7,890
Responses: 17,230

Station 2:
80 East J St
Units: E52, O420, M52
Incidents: 1,623
Responses: 3,552

Station 4:
850 Paseo Ranchero
Units: E54
Incidents: 1,829
Responses: 3,972

Station 6:
605 Mount Miguel Rd
Units: E56, M56, BR56
Incidents: 1,175
Responses: 2,532

Station 8:
1180 Woods Dr
Units: E58
Incidents: 1,405
Responses: 3,004



Station 5:
341 Orange Ave
Units: E55, M55, M54
Incidents: 3,719
Responses: 8,226

Station 3:
100 Moss St
Units: USAR53, M53
Incidents: 3,184
Responses: 6,960

Station 9:
1410 Brandywine Ave
Units: E59, BR59
Incidents: 2,587
Responses: 5,582

Station 7:
1640 Santa Venetia
Units: B52, E57, T57, M57
Incidents: 2,184
Responses: 4,965

Station 10:
1715 Millenia
Units: E60, M60
Incidents: 974
Responses: 2,086

M38 is located at the Bonita Fire Department station. M39 is located at the Imperial Beach Fire Department station.

Incidents—The number of Calls for Service responded to within the station district.

Responses—The number of units responding to the incidents within the district. Some CFS require more than one unit to mitigate the emergency.

Budget

Fund	Fund Desc	Revised Budget	Memo Actuals
100	General Fund	32,487,864	32,275,841
222	2018 Measure A Sales Tax	7,978,618	6,632,138
234	Advanced Life Support Program	2,330,537	2,389,665
269	Other Grants	72,271	105,844
272	Federal Grants	1,402,125	1,334,776
410	Transport Enterprise	14,663,574	14,899,595
Total Expenditures		58,934,988	57,637,859
100	General Fund	(5,171,594)	(5,187,456)
222	2018 Measure A Sales Tax	(14,016,730)	(13,977,355)
234	Advanced Life Support Program	(2,206,129)	(2,454,918)
269	Other Grants	0	(158,348)
272	Federal Grants	(1,031,764)	(1,255,598)
410	Transport Enterprise	(14,545,700)	(20,051,301)
Total Revenues		(36,971,917)	(43,084,976)



Grant	Year	Time Frame	For	Award Value	Cost Share
FY2016 SAFER	3	JAN 20118-JAN 2021		\$2.2M (FEMA)	\$1.4M from City
FY2018 AFG	3	Sept 2019-March 2022	FF Trained on NWCFFF Type II	\$14,872 (FEMA)	\$1,487 from City
FY2018 SAFER	3	Jan 2020 - Jan 2023	Engine 60 Personnel (12 FF)	\$3m (FEMA)	\$1.8m from City
EMPG 19	1	7/1/19 - 5/30/20	EOC Coordinator	\$63,879	\$ 63,879
SHSP 19	3	9/1/19 - 5/31/22	EOC Coordinator	\$35,000	
			EOC Upgrade	\$71,600	
UASI 19	2	9/1/19 - 12/31/21	Training	\$59,459	
			Software/licenses/AWS	\$93,199	
COVID-19 AFG	2	8/4/2020-8/13/2022	PPE/Masks	\$98,750	\$8,997.27 from City
Coronavirus Relief	2	7/1/2020-12/31/2022	Vaccination Reimbursements	\$200,000	
Disaster Grants	2	7/1/2020-12/31/2022	Vaccination Reimbursements	\$200,000	

Capital Projects & Improvements

Facilities

- Planning for the Fire Station 1 Remodel Project with the design being completed and scheduled for construction in the first quarter of 2023. The project is being funded by Measure P.
- Planning for Village 8 fire station which will service a new development in the south-east part of Chula Vista. Tentative opening and servicing out of this fire station will be late Fall 2023.

Staffing

- 3 Firefighter EMTs completed Paramedic School and have been licensed to practice.
- 1 Firefighter EMT is currently enrolled in Paramedic School and slated to complete the program in June 2023.
- Fire Academy 22-01 graduated 7 firefighters (5 FF/Paramedics and 2 FF/EMTs) in September 2022
- Recruitment for Fire Academy 23-01 was conducted whereby we anticipate a 30 person academy to start in March 2023. Administration fully staffed



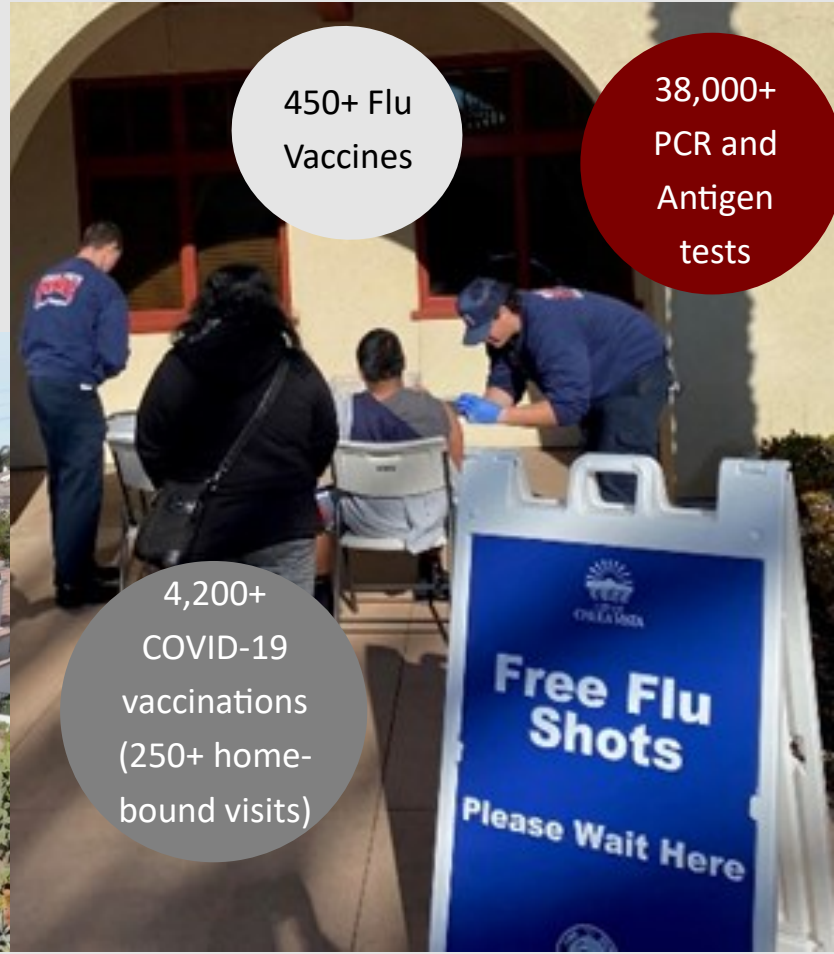
Apparatus & Equipment

Continuing with our fleet replacement schedule and manufacturing timelines, a total of 6 fire engines and 2 tiller drawn apparatus (TDA) were purchased. Delivery of these vehicles will later in 2023 and 2024. These vehicle are being funded through Measure P for replacement vehicles and new developments for Village 8 West and Bayfront developments.

Fuels reduction and vegetation management project started in several wildland urban interface canyons

- Barons Canyon
- Bonita Long Canyon
- Church Canyon
- Goats Hill
- Independence Canyon
- Lynwood Hills

Totaling 132 Acres!



450+ Flu Vaccines

38,000+ PCR and Antigen tests

4,200+ COVID-19 vaccinations (250+ home-bound visits)

Deliverables

Occupancy Type	Inspections	Violations
Hotel Motel	39	16
Multi Family Apartment	2,250	968
Annual Fire Code	1,552	2,710
School	911	950
Fire Hazard	523	-
FCIP	1,129	645
New Construction	3,075	-
Total	9,479	5,289

Plans Reviews	Reviews	On-Time Completion
New Construction	2,240	97%

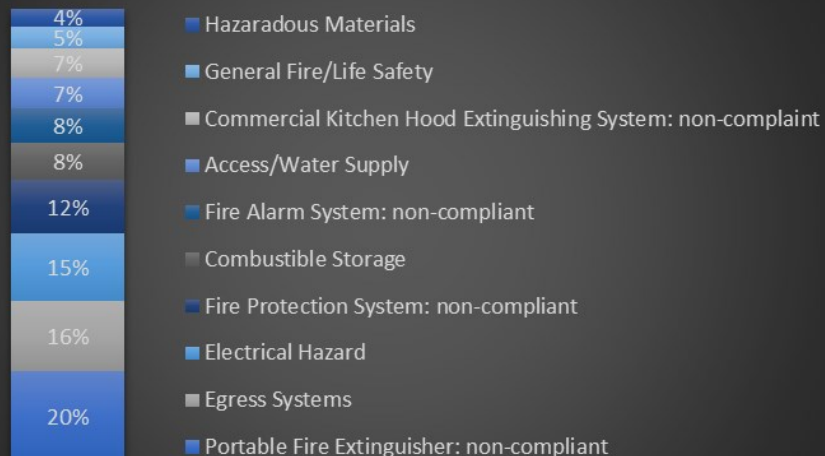
System Reports	Reviews	Deficiencies
Fire Protection System	1,117	1,699

FIRE PREVENTION

Fire Investigations 37 Ave. unit hours at scene 3:07:49



Top 10 Inspection Violations



Fire Alarm System



EMERGENCY MEDICAL SERVICES

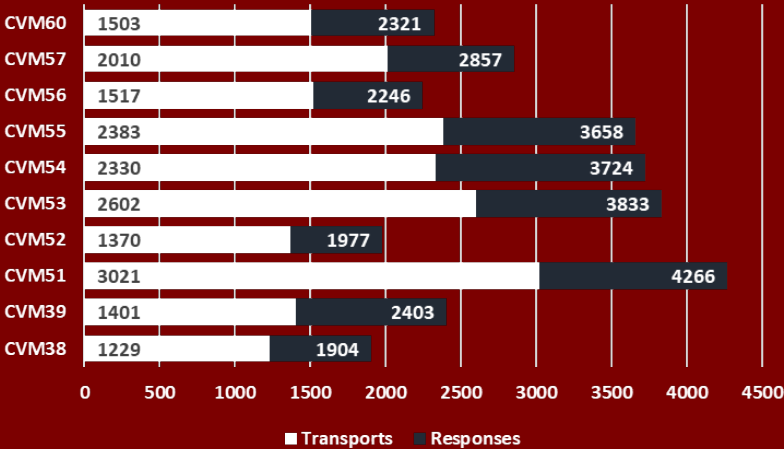
Unit Requests for Service
29,189

Transports
19,366

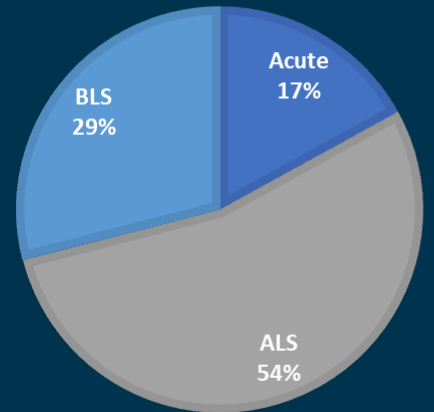
41% of transported CPR patients arrive to ED with pulse*
*Was 39% in 2021



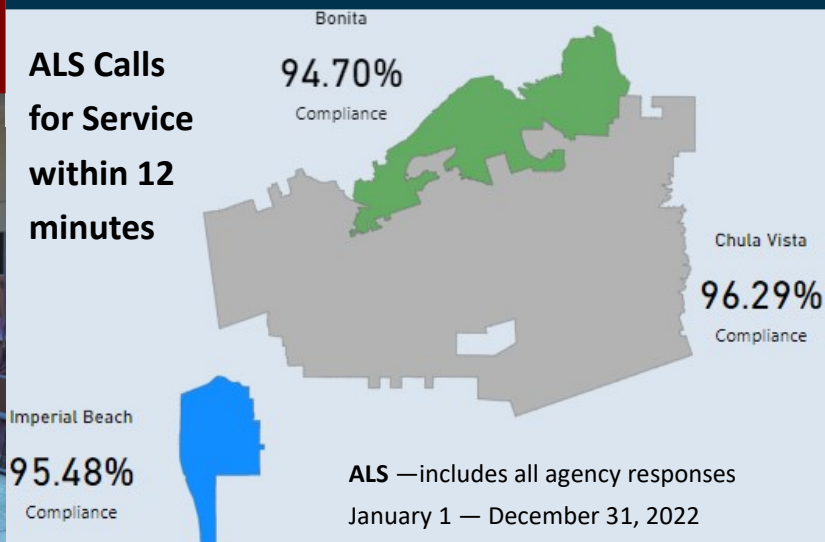
Unit Transports and Responses



Patient Transport Acuity



ALS Calls for Service within 12 minutes



Website and Educational Links



OPERATIONS

Calls For Service

Includes responses by CVFD and neighboring Fire Departments.

Incident Type	Dispatch	% of Total
Fire	2,445	7.6%
Structure	1,652	
Grass, Trash, Other	636	
Vehicle	157	
EMS	28,250	88.3%
Rescue	274	0.9%
Hazardous Conditions	368	1.1%
Service Call	658	2.1%
Total	31,995	100%



Unit Responses

Unit	Daily Ave.	Monthly Ave.
CVB51	1.5	44.6
CVB52	0.9	26.0
CVBR56	0.1	2.6
CVBR59	0.1	2.1
CVE51	17.1	521.5
CVE52	7.1	216.8
CVE54	4.9	148.0
CVE55	13.2	402.8
CVE56	3.4	104.3
CVE57	6.4	195.3
CVE58	4.0	122.7
CVE59	6.8	206.1
CVE60	3.2	96.3
CVSQ62	2.4	72.8
CVSQ63	1.1	34.7
CVSQ64	0.0	0.6
CVT51	3.3	99.5
CVT57	1.4	43.0
USAR53	7.5	228.3
Total	84.4	2,568.0

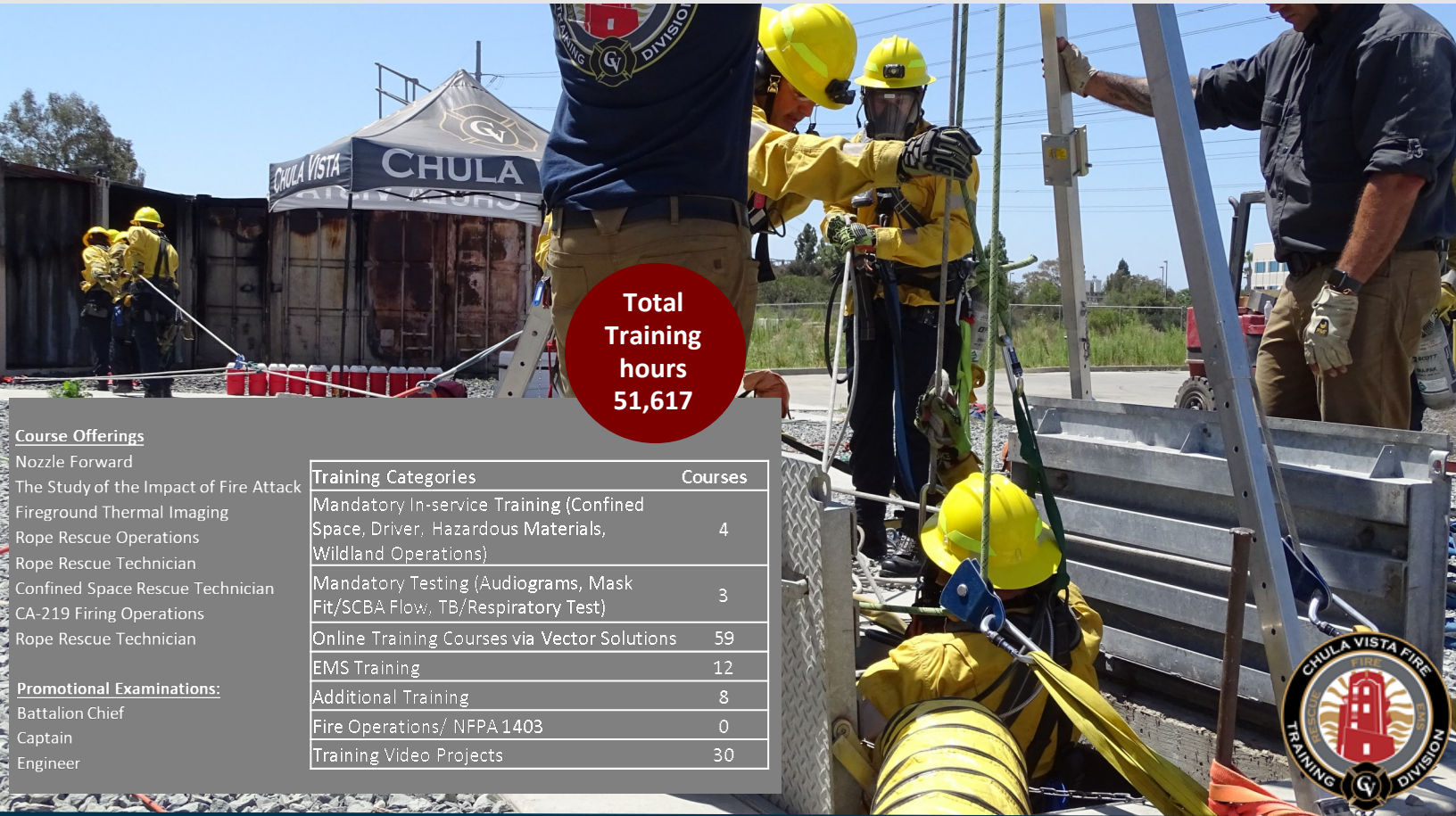
Fire Operations consists of ten fire stations and 150 suppression firefighters. In 2022, CVFD responded to over 31,000 incidents known as calls for service (CFS), increasing by thirty-six percent in recent years. On average there are seventy-nine CFS per day spread amongst 12 staffed companies. Two engine companies have call volume over 4,500 each per year. Daily operations include a total of 50 professional firefighters per day staffing nine engine companies, two aerial ladder trucks, one Type I Urban Search & Rescue (USAR), two 12 hour squads, and two Battalion command vehicles.



Calls for Service
31,995

Unit Responses
30,816

Vehicle Rescue / Extrications
101



Total Training hours 51,617

Course Offerings

- Nozzle Forward
- The Study of the Impact of Fire Attack
- Fireground Thermal Imaging
- Rope Rescue Operations
- Rope Rescue Technician
- Confined Space Rescue Technician
- CA-219 Firing Operations
- Rope Rescue Technician

Training Categories	Courses
Mandatory In-service Training (Confined Space, Driver, Hazardous Materials, Wildland Operations)	4
Mandatory Testing (Audiograms, Mask Fit/SCBA Flow, TB/Respiratory Test)	3
Online Training Courses via Vector Solutions	59
EMS Training	12
Additional Training	8
Fire Operations/ NFPA 1403	0
Training Video Projects	30

Promotional Examinations:

- Battalion Chief
- Captain
- Engineer

Additional Training	8
Fire Operations/ NFPA 1403	0
Training Video Projects	30

Thank You for Your Service, RETIREE's!!!

- RUDY DIAZ
- DAN GILES
- ROB HALCON
- ROBERT HILL JR
- TOM JOHNSON
- BERNIE MARTINEZ
- MIKE NASH
- PAT POWERS
- TOM RIEMER



Personnel Movement

	Separated Service*	New Hires
Suppression	3	7
Paramedics and EMTs	23	28
Prevention	1	2
Administration	1	2

*Suppression 'New Hires' were Paramedics prior to graduating from CVFD's 2022 Firefighter Academy.



Contact Us

How to get in touch with us...

Main Line: (619) 691-5055
 Website: <https://www.chulavistaca.gov/departments/fire-department>

Prevention (619) 691-5029
 Email: wlapurga@chulavistaca.gov

Station Tours
 Website: <https://www.chulavistaca.gov/departments/fire-department/stations-locations/station-tours>

Records Request: Clerk's Office (619) 691-5041
 Website: <https://www.chulavistaca.gov/departments/city-clerk/public-records>

JoinCVFD Recruitment

- Recruitment
- Open Houses
- Social Media Outreach



JoinCVFD



Chula Vista Fire Department



Chula Vista Fire



Chula Vista Fire Department



Chula Vista Fire Department