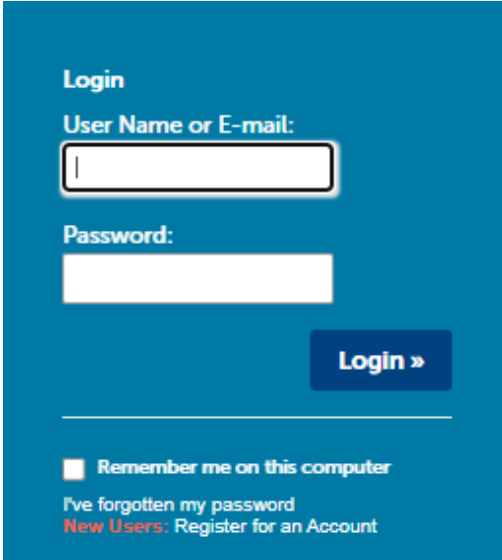


STEP 1:

Log Into Your
Citizen Access Account.



STEP 2:

Navigate to the application:

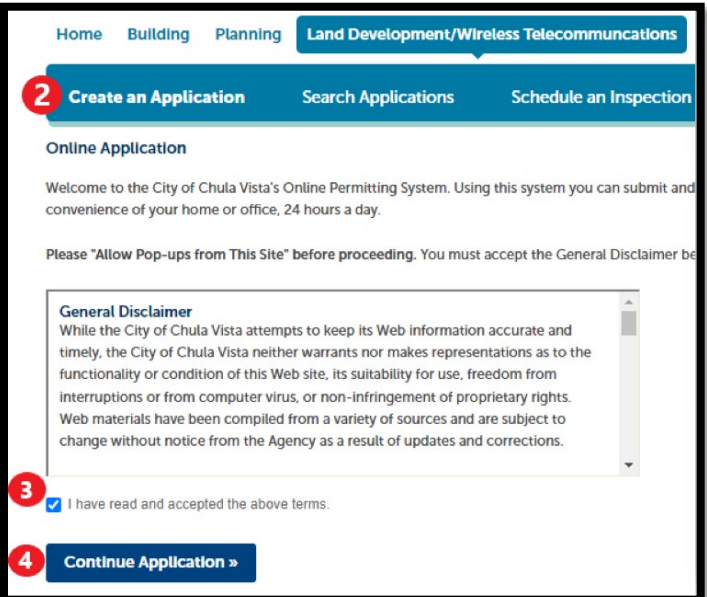


(1) Click Wireless
Telecommunications Tab

(2) Click Create an Application

(3) Read and Accept Terms

(4) Click Continue Application

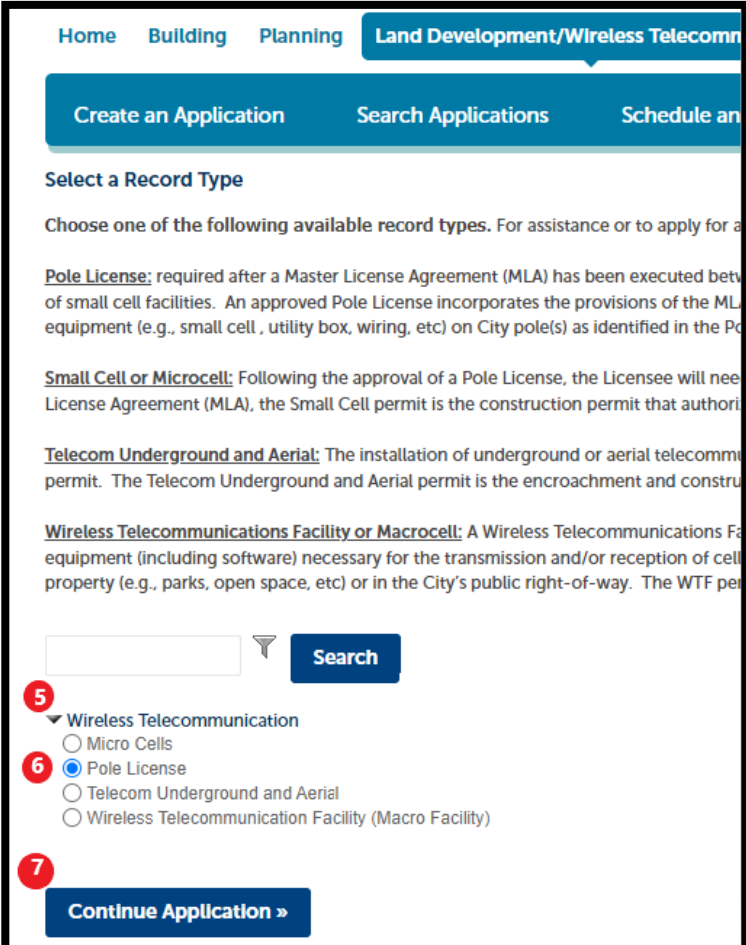


STEP 3:

(5) Click the Drop down arrow next to 'Wireless Telecommunication'

(6) Choose Pole License

(7) Click Continue Application



Home Building Planning Land Development/Wireless Telecomm

Create an Application Search Applications Schedule an

Select a Record Type

Choose one of the following available record types. For assistance or to apply for a

Pole License: required after a Master License Agreement (MLA) has been executed betw of small cell facilities. An approved Pole License incorporates the provisions of the ML equipment (e.g., small cell , utility box, wiring, etc) on City pole(s) as identified in the Po

Small Cell or Microcell: Following the approval of a Pole License, the Licensee will nee License Agreement (MLA), the Small Cell permit is the construction permit that authori

Telecom Underground and Aerial: The installation of underground or aerial telecommu permit. The Telecom Underground and Aerial permit is the encroachment and constru

Wireless Telecommunications Facility or Macrocell: A Wireless Telecommunications Fa equipment (including software) necessary for the transmission and/or reception of cell property (e.g., parks, open space, etc) or in the City's public right-of-way. The WTF per

Search

5

6

7

Continue Application >

STEP 4:

- Follow Application Steps, Fill Out Required Fields, Upload Required Documents, and Submit your Application:
 - If you experience any issues with the application, please notify DSD@chulavistaca.gov
- Fees will be assessed by staff upon intake of the application and an invoice will be e-mailed to you and begin the review process upon payment received.